SOFT START PLUS 3 CL

RANGE 3÷60HP

Soft start starting and line contactors electronic control panel 3 motors for pressure booster, clean water and sewage with display

- *Multi-application control panel*
- *Motor's data auto learning*
- *Adjustable acceleration and deceleration ramp*
- *Line contactors*
- *Events and alarms data logger*
- *Motors maintenance data logger*
- *Remote control*
- *Motherboard protection*

SALUPO CONNECT



GENERAL SPECIFICATIONS

- Operating voltage 400Vac ±10% 50/60Hz
- General disconnecting switch with door lock
- Button for automatic operation
- Button for manual operation (stable/unstable)
- Siren shut-off button
- Auxiliary circuit protection fuse
- Protection fuse for each motor
- N°3 soft start with by-pass contacts
- N°3 line contactors
- Forced ventilation with filters (from 25Hp)
- Thermostat for fan
- Connection terminal board
- External metal box
- Protection degree IP55
- Operating temperature -5/+40°C

ADVANTAGES

- Multilingual Display LCD to visualize:
  - Operating voltage
  - Current for each motor
  - Hour counter for each motor
  - Pressure switches status
  - Level status
  - System pressure with pressure transducer
  - Tank level in meters with piezoresistive probe
  - All information concerning the operation of the motors
- Maximum and minimum current auto learning for each motor
- Dry running with level control and minimum current
- Deactivable alternance of the 3 motors
- 3s delay between the starting of the 3 motors
- Automatic switching in case of motor failure
- Pressure loss monitoring
- Adjustable supply mains waiting
- Siren shut-off
- Adjustable acceleration and deceleration ramp by trimmer
- Adjustable starting voltage by trimmer
- Operation with pressure switches, float switches, probes, pressure transducer and piezoresistive probe 4-20mA

INPUTS / OUTPUTS

- N°5 very low voltage inputs
- Input 4-20mA
- N°2 very low voltage inputs for motor klixon
- N°2 alarm outputs 12Vdc max 200mA for siren and flashing Led lamp
- Alarm output max 5A NC-COM-NO (pure contact)

PROTECTIONS

- Maximum and minimum current protection for each motor with alarm
- Lack and sequence of phases protection with automatic reset and alarm
- Minimum and maximum voltage protection with automatic reset and alarm
- Klixon protection for each motor with automatic reset and alarm

THREE-PHASE 400Vac ±10% 50/60Hz

CODE	TYPE	POWER kW	POWER Hp	OPERATING CURRENT [A]	DIMENSIONS mm A-H	DIMENSIONS mm L-W	DIMENSIONS mm P-D	WEIGHT Kg	BOX
SQ696.CL00/SS	SOFT START PLUS 3 CL 400 5,5	2,2÷4	3÷5,5	3x(5÷12,5)	800	600	290	25	80
SQ696.CL01/SS	SOFT START PLUS 3 CL 400 12,5	5,5÷9,2	7,5÷12,5	3x(10÷25)	800	600	290	25	80
SQ696.CL02/SS	SOFT START PLUS 3 CL 400 17,5	11÷13	15÷17,5	3x(17÷32)	800	600	290	25	80
SQ696.CL03/SS	SOFT START PLUS 3 CL 400 20	15	20	3x(23÷38)	800	600	290	25	80
SQ696.CL04/SS	SOFT START PLUS 3 CL 400 25	18,5	25	3x(22,5÷45)	800	600	290	34	80
SQ696.CL05/SS	SOFT START PLUS 3 CL 400 35	22÷26	30÷35	3x(25,5÷63)	800	600	290	34	80
SQ696.CL06/SS	SOFT START PLUS 3 CL 400 40	30	40	3x(34,5÷72)	800	600	290	35	80
SQ696.CL07/SS	SOFT START PLUS 3 CL 400 50	37	50	3x(46÷106)	1000	600	370	38	101
SQ696.CL08/SS	SOFT START PLUS 3 CL 400 60	45	60	3x(46÷106)	1000	600	370	45	101

N.B.: When ordering, check the power and the rated current of the motor

OPTIONALS

CODE	TYPE
OP100.79/B	On board 4G expansion
OP100.49/B	On board MODBUS RS-485 expansion
OP100.59/B	On board Ethernet - WiFi expansion
OP100.69/B	On board BMS expansion up to 3 motors
OP100.99/B	On board expansion to detect water in the oil chamber up to 3 motors
OP100.01	3 level probes kit
OP100.05/1	Wired three-phase surge arrester type 2
SS100.00	Visual and acoustic alarm indicator (BASIC ALARM VA 012) **see page 20**
SS101.01	Visual and acoustic alarm indicator with buffer battery (TOP ALARM VAB 230) **see page 19**
AC300.15.xx-004.35	Pressure transducer 0-(xx)bar 4-20mA 1/4" with 4m shielded cable 2 cables+Ground wire **see page 68**
AC300.20.01-xx.31	Piezoresistive probe 4-20mA with (xx)m cable **see page 68**
AC300.22.01-xx.35	Piezoresistive probe 4-20mA with (xx)m shielded cable 2 cables+Ground wire **see page 68**
AC300.20.02-010.31	Piezoresistive probe 4-20mA with 10m cable for sewage

SPARE PARTS

CODE	TYPE
AC100.22/1/50	Display electronic board with flat cable 20pin 50cm
AC100.22/1/80	Display electronic board with flat cable 20pin 80cm
AC100.22/1/100	Display electronic board with flat cable 20pin 100cm
SD696.20	Three-phase MULTIPLUS 3 electronic board 20A
SD696.30-40	Three-phase MULTIPLUS 3 electronic board 30-40A
SD696.60	Three-phase MULTIPLUS 3 electronic board 60A
SD696.100	Three-phase MULTIPLUS 3 electronic board 100A
SD696.200	Three-phase MULTIPLUS 3 electronic board 200A

PRESSURE BOOSTER

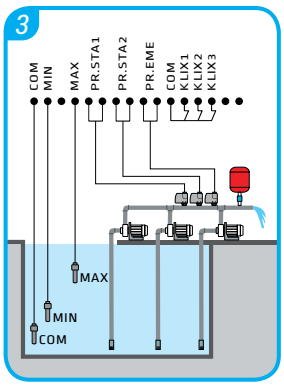

CLEAN WATER

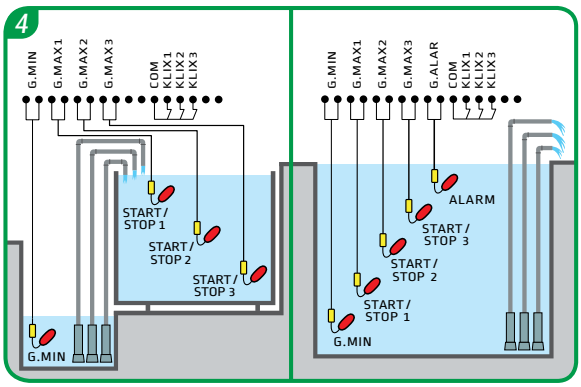

SEWAGE

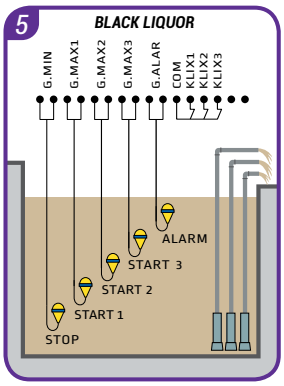

4-20mA bar

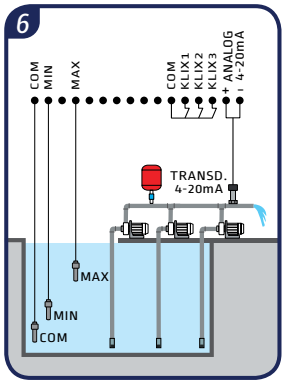

4-20mA meters

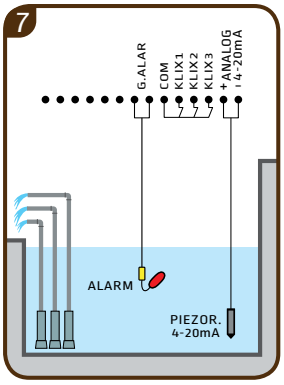

KEY COMPONENTS

- ***Float switch for clean water***
- ***Float switch for sewage***
- ***Pressure switch***
- ***Level probes***
- ***Piezoresistive probe 4-20mA***
- ***Pressure transducer 4-20mA***

The addition of some optionals can imply changes on the size of the control panel. For further details please contact our technical/commercial department.