STAR DELTA PLUS 1 C RANGE 7,5÷200HP

Star delta starting electronic control panel 1 motor for the dry running control, clean water and sewage with display

- *Multi-application control panel*
- *Motor's data auto learning*
- *Adaptive filling system of the well*
- *Events and alarms data logger*
- *Motors maintenance data logger*
- *Remote control*



SALUPO CONNECT

GENERAL SPECIFICATIONS

- Operating voltage 400Vac ±10% 50/60Hz
- General disconnecting switch with door lock
- Button for automatic operation
- Button for manual operation (stable/unstable)
- Siren shut-off button
- Adjustable star delta timer
- Auxiliary circuit protection fuse
- Motor protection fuse
- N°3 contactors
- N°3 5A amperometric transformers
- Connection terminal board
- External metal box
- Protection degree IP55
- Operating temperature -5/+40°C

ADVANTAGES

- Multilingual Display LCD to visualize:
  - Operating voltage
  - Three-phase current
  - Cosφ
  - Hour counter
  - Level status
  - System pressure with pressure transducer
  - Tank level in meters with piezoresistive probe (emptying/filling)
  - All information concerning the operation of the motor
- Motor's data autolearning:
  - Cosφ
  - Maximum and minimum current
- Adaptive filling system of the well
- Adjustable maximum number of starts per hour
- Adjustable motor start test (24-48-72-96h)
- Dry running with cosφ and minimum current
- Pressure loss monitoring with adjustable reset
- Adjustable supply mains waiting
- Siren shut-off
- Operation with pressure switches, float switches, pressure transducer and piezoresistive probe 4-20mA

INPUTS / OUTPUTS

- N°3 very low voltage inputs
- Input 4-20mA
- Very low voltage input for motor klixon
- N°2 alarm outputs 12Vdc max 200mA for siren and flashing Led lamp
- Alarm output max 5A NC-COM-NO (pure contact)

PROTECTIONS

- Maximum and minimum current protection with alarm
- Lack and sequence of phases protection with automatic reset and alarm
- Minimum and maximum voltage protection with automatic reset and alarm
- Phase unbalance protection with alarm
- Motor klixon protection with automatic reset and alarm

THREE-PHASE 400Vac ±10% 50/60Hz

CODE	TYPE	POWER kW	POWER Hp	NOMINAL CURRENT [A]	DIMENSIONS mm A-H	DIMENSIONS mm L-W	DIMENSIONS mm P-D	WEIGHT Kg	BOX
SQ687.C00/SD	STAR DELTA PLUS 1 C 400 7,5	5,5	7,5	14	500	400	230	16	50
SQ687.C01/02/SD	STAR DELTA PLUS 1 C 400 10÷12,5	7,5÷9,2	10÷12,5	22	500	400	230	16	50
SQ687.C03/04/SD	STAR DELTA PLUS 1 C 400 15÷17,5	11÷13	15÷17,5	31	500	400	230	16	50
SQ687.C05/SD	STAR DELTA PLUS 1 C 400 20	15	20	35	500	400	230	16	50
SQ687.C06/SD	STAR DELTA PLUS 1 C 400 25	18,5	25	44	500	400	230	16	50
SQ687.C07/SD	STAR DELTA PLUS 1 C 400 35	22÷26	30÷35	60	600	400	230	18	60
SQ687.C08/SD	STAR DELTA PLUS 1 C 400 40	30	40	69	600	400	230	19	60
SQ687.C09/SD	STAR DELTA PLUS 1 C 400 50	37	50	85	700	500	240	20	70
SQ687.C10/SD	STAR DELTA PLUS 1 C 400 60	45	60	100	700	500	290	32	71
SQ687.C11/SD	STAR DELTA PLUS 1 C 400 75	51,5÷55	70÷75	121	800	600	290	36	80
SQ687.C12/SD	STAR DELTA PLUS 1 C 400 80	60	80	132	800	600	290	38	80
SQ687.C13/SD	STAR DELTA PLUS 1 C 400 90	66	90	146	1000	600	370	49	101
SQ687.C14/SD	STAR DELTA PLUS 1 C 400 100	75	100	165	1000	600	370	52	101
SQ687.C15/SD	STAR DELTA PLUS 1 C 400 125	92	125	203	1200	800	370	78	122
SQ687.C16/SD	STAR DELTA PLUS 1 C 400 150	110	150	242	1200	800	370	84	122
SQ687.C17/SD	STAR DELTA PLUS 1 C 400 180	132	180	291	1200	800	370	86	122
SQ687.C18/SD	STAR DELTA PLUS 1 C 400 200	150	200	330	1200	800	370	88	122

OPTIONALS

CODE	TYPE
OP100.79/C	Controller 4G expansion
OP100.49/C	Controller MODBUS - RS-485 expansion
OP100.59/C	Controller Ethernet - WiFi expansion
OP100.69/C	Controller BMS expansion
OP100.99/C	Controller expansion to detect water in the oil chamber up to 3 motors
OP331.400	Wired LEVEL 400Vac control relay
OP100.01	3 level probes kit
OP100.17/024	Wired interface 24Vac relay complete with socket
OP100.17/024/CE	Wired interface 24Vac relay (external command)
OP100.05/1	Wired three-phase surge arrester type 2
SS100.00	Visual and acoustic alarm indicator (BASIC ALARM VA 012) **see page 13**
SS101.01	Visual and acoustic alarm indicator with buffer battery (TOP ALARM VAB 230) **see page 12**
AC300.15.xx-004.35	Pressure transducer 0-(xx)bar 4-20mA 1/4" with 4m shielded cable 2 cables+Ground wire **see page 68**
AC300.20.01-xx.31	Piezoresistive probe 4-20mA with (xx)m cable **see page 68**
AC300.22.01-xx.35	Piezoresistive probe 4-20mA with (xx)m shielded cable 2 cables+Ground wire **see page 68**
AC300.20.02-010.31	Piezoresistive probe 4-20mA with 10m cable for sewage

SPARE PARTS

CODE	TYPE
SR687-97.C400	Controller MULTIPLUS 1-2 400Vac

DRY CONTROL WITH COSφ

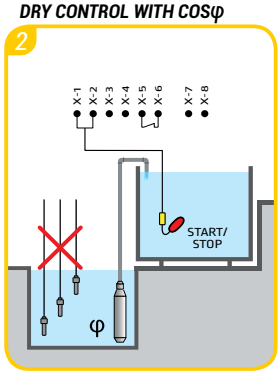

LIFTING

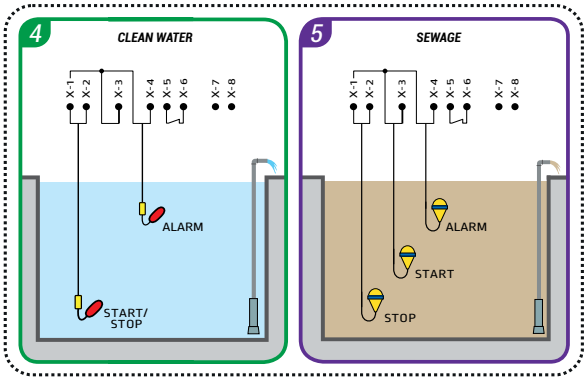

4-20mA bar

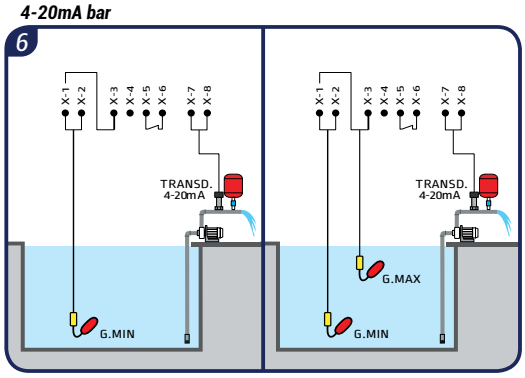

4-20mA meters

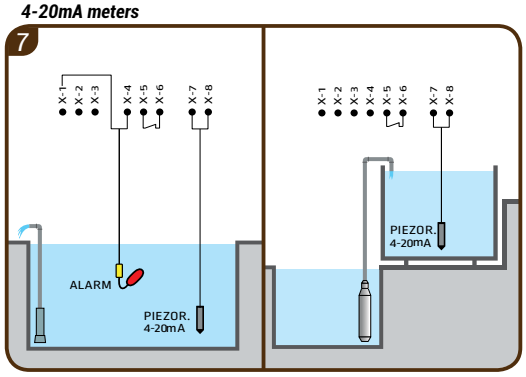

KEY COMPONENTS

- ***Float switch for clean water***
- ***Float switch for sewage***
- ***Piezoresistive probe 4-20mA***
- ***Pressure transducer 4-20mA***

The addition of some optionals can imply changes on the size of the control panel. For further details please contact our technical/commercial department.