

Electromechanical control panels

STAR DELTA 1 RANGE 7,5÷200HP

Star delta starting electromechanical control panel 1 motor with voltmeter and ammeter



GENERAL SPECIFICATIONS

- Operating voltage 400Vac $\pm 10\%$ 50/60Hz
- General disconnecting switch with door lock
- Selector switch for automatic -0- manual operation
- Start-stop button for manual operation
- Adjustable star delta timer
- Running Led light
- Overload Led light
- Analog voltmeter 72x72
- Voltmeter selector switch
- Analog ammeter 72x72
- Auxiliary circuit protection fuse
- Transformer for auxiliary circuit
- Motor protection fuse
- N°3 contactors
- Thermal relay (internal reset)
- Connection terminal board
- External metal box
- Protection degree IP55
- Operating temperature -5/+40°C

PROTECTIONS

- Maximum current protection with alarm

INPUTS / OUTPUTS

- N°2 very low voltage input for pressure switch or float switches (minimum/maximum level)

THREE-PHASE 400Vac ±10% 50/60Hz

CODE	TYPE	POWER		CORRENTE MASSIMA [A]	DIMENSIONS mm			WEIGHT Kg	BOX
		kW	Hp		A-H	L-W	P-D		
SQ700.00	STAR DELTA 1 400 7,5	5,5	7,5	14	500	400	230	17	50
SQ700.01	STAR DELTA 1 400 10	7,5	10	18	500	400	230	17	50
SQ700.20	STAR DELTA 1 400 12,5	9,2	12,5	21	500	400	230	17	50
SQ700.02	STAR DELTA 1 400 15	11	15	25	500	400	230	17	50
SQ700.21	STAR DELTA 1 400 17,5	13	17,5	29	500	400	230	17	50
SQ700.03	STAR DELTA 1 400 20	15	20	34	500	400	230	18	50
SQ700.04	STAR DELTA 1 400 25	18,5	25	41	500	400	230	18	50
SQ700.05	STAR DELTA 1 400 35	22÷26	30÷35	58	600	400	230	21	60
SQ700.06	STAR DELTA 1 400 40	30	40	66	600	400	230	21	60
SQ700.07	STAR DELTA 1 400 50	37	50	82	700	500	240	29	70
SQ700.08	STAR DELTA 1 400 60	45	60	100	700	500	290	36	71
SQ700.09	STAR DELTA 1 400 75	51,5÷55	70÷75	121	800	600	290	39	80
SQ700.10	STAR DELTA 1 400 80	60	80	132	800	600	290	39	80
SQ700.11	STAR DELTA 1 400 90	66	90	146	1000	600	370	50	101
SQ700.12	STAR DELTA 1 400 100	75	100	165	1000	600	370	52	101
SQ700.13	STAR DELTA 1 400 125	92	125	203	1200	800	370	80	122
SQ700.14	STAR DELTA 1 400 150	110	150	242	1200	800	370	86	122
SQ700.15	STAR DELTA 1 400 180	132	180	291	1200	800	370	88	122
SQ700.16	STAR DELTA 1 400 200	150	200	330	1200	800	370	90	122

OPTIONALS

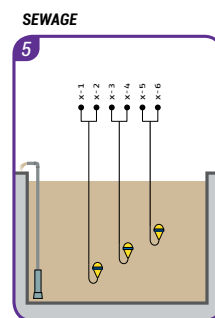
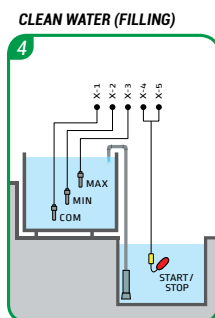
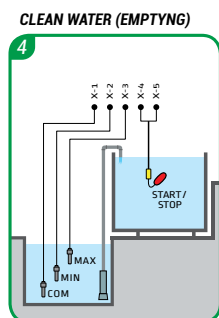
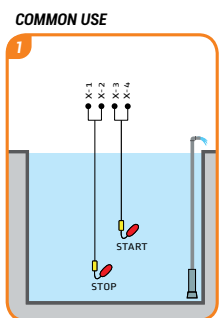
CODE	TYPE
OP100.04/4	Wired lack, sequence and asymmetry of phases relay
OP100.04/5	Wired lack, sequence and asymmetry of phases relay, minimum and maximum voltage
OP100.05/1	Wired three-phase surge arrester type 2
OP100.15/024	Wired hour counter 24Vac 48x48
OP100.15/110	Wired hour counter 110Vac 48x48
OP100.16/1	Wired analog daily timer 72x72 without reserve
OP100.16/1T	Wired analog daily timer 72x72 without reserve (timed function)
OP100.16/2	Wired analog daily timer 72x72 with reserve
OP100.18	Wired starting delay timer (supply mains waiting)
OP100.19/4	Wired module GSM 4 inputs/4 outputs
OP100.09/2	Wired lithium battery 3,7Vdc 600mAh
OP331.230	Wired LEVEL 230Vac control relay
OP100.01	3 level probes kit
OP100.17/024	Wired 24Vac relay complete with socket
OP210.01	Wired very low voltage input for motor klixon
OP200.01	Alarm output 24Vac and pure contact
OP100.13/1	Wired siren shut-off button
OP100.13/1/24	Wired siren 24Vac/dc
OP100.13/2/24L	Wired flashing Led lamp 24Vac
SS100.01	Visual and acoustic alarm indicator (BASIC ALARM VA 024) see page 20
SS101.01	Visual and acoustic alarm indicator with buffer battery (TOP ALARM VAB 230) see page 19

For more optionals see page 126

STANDARD CONTROL PANEL

CONTROL PANEL WITH OPTIONAL: **OP331.230**

CONTROL PANEL WITH OPTIONAL: **OP200.01**



COMPONENTS KEY

- Float switch for clean water
- Float switch for sewage
- Level probes