

Electromechanical control panels

EVO 1 AVM

RANGE 0,5÷50HP

Direct starting electromechanical control panel 1 motor with voltmeter, ammeter and metal box



GENERAL SPECIFICATIONS

- Operating voltage 230Vac $\pm 10\%$ 50/60Hz (SA700.xx)
- Operating voltage 400Vac $\pm 10\%$ 50/60Hz (SA701.xx)
- General disconnecting switch with door lock
- Selector switch for automatic -0- manual operation (stable)
- Running Led light
- Overload Led light
- Analog ammeter 72x72
- Analog voltmeter 72x72
- Auxiliary circuit protection fuse
- Transformer for auxiliary circuit
- Motor protection fuse
- Contactor
- Thermal relay (internal reset)
- Connection terminal board
- External metal box
- Protection degree IP55
- Operating temperature -5/+40°C

PROTECTIONS

- Maximum current protection with alarm

INPUTS / OUTPUTS

- N°2 very low voltage input for pressure switch or float switches (minimum/maximum level)

SINGLE-PHASE 230Vac ±10% 50/60Hz

CODE	TYPE	POWER		OPERATING CURRENT [A]	DIMENSIONS mm			WEIGHT Kg	BOX
		kW	Hp		A-H	L-W	P-D		
SA700.00L	EVO 1 AVM 230 0,5	0,37	0,5	2,5÷4	400	300	180	10,7	40
SA700.01L	EVO 1 AVM 230 0,75	0,55	0,75	4÷6,5	400	300	180	10,7	40
SA700.02L	EVO 1 AVM 230 1	0,75	1	6,3÷10	400	300	180	10,7	40
SA700.03L	EVO 1 AVM 230 1,5	1,1	1,5	6,3÷10	400	300	180	10,7	40
SA700.04L	EVO 1 AVM 230 2	1,5	2	9÷14	400	300	180	10,7	40
SA700.05L	EVO 1 AVM 230 3	2,2	3	13÷18	400	300	180	10,7	40

THREE-PHASE 400Vac ±10% 50/60Hz

CODE	TYPE	POWER		OPERATING CURRENT [A]	DIMENSIONS mm			WEIGHT Kg	BOX
		kW	Hp		A-H	L-W	P-D		
SA701.00L	EVO 1 AVM 400 0,5	0,37	0,5	1,1÷1,6	400	300	180	10,7	40
SA701.01/02L	EVO 1 AVM 400 1	0,55÷0,75	0,75÷1	1,6÷2,5	400	300	180	10,7	40
SA701.03L	EVO 1 AVM 400 1,5	1,1	1,5	2,5÷4	400	300	180	10,7	40
SA701.04L	EVO 1 AVM 400 2	1,5	2	4÷6,5	400	300	180	10,7	40
SA701.06/07L	EVO 1 AVM 400 4	2,2÷3	3÷4	6,3÷10	400	300	180	10,7	40
SA701.09L	EVO 1 AVM 400 5,5	4	5,5	9÷14	400	300	180	10,7	40
SA701.10L	EVO 1 AVM 400 7,5	5,5	7,5	13÷18	400	300	180	10,7	40
SA701.11L	EVO 1 AVM 400 10	7,5	10	17÷23	400	300	180	10,7	40
SA701.12L	EVO 1 AVM 400 12,5	9,2	12,5	20÷25	400	300	180	10,7	40
SA701.13/14L	EVO 1 AVM 400 17,5	11÷13	15÷17,5	24÷32	400	300	180	10,8	40
SA701.15L	EVO 1 AVM 400 20	15	20	32÷38	400	300	180	11,4	40
SA701.16L	EVO 1 AVM 400 25	18,5	25	35÷50	500	400	230	17,4	50
SA701.17L	EVO 1 AVM 400 35	22÷26	30÷35	46÷65	500	400	230	17,4	50
SA701.18L	EVO 1 AVM 400 40	30	40	60÷82	500	400	230	17,4	50
SA701.19L	EVO 1 AVM 400 50	37	50	70÷95	500	400	230	17,4	50

OPTIONALS

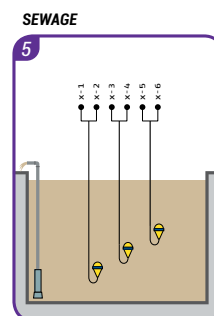
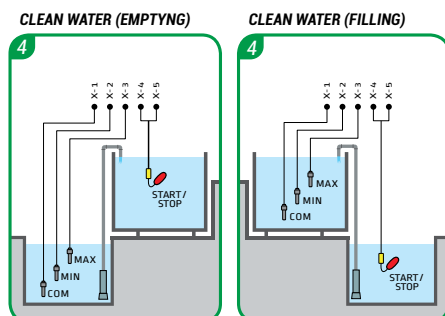
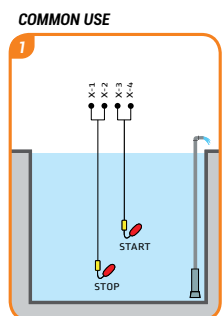
CODE	TYPE
OP100.02/0	Automatic -0- manual selector switch (from stable to unstable)
OP100.02/1	Wired start-stop button
OP100.03/00	Wired circuit breaker for capacitor up to 100µF
OP100.04/4	Wired lack, sequence and asymmetry of phases relay
OP100.04/5	Wired lack, sequence and asymmetry of phases relay, minimum and maximum voltage
OP100.05	Wired single-phase surge arrester type 2
OP100.05/1	Wired three-phase surge arrester type 2
OP100.15/024	Wired hour counter 24Vac 48x48
OP100.16/1	Wired analog daily timer 72x72 without reserve
OP100.16/1T	Wired analog daily timer 72x72 without reserve (timed function)
OP100.16/2	Wired analog daily timer 72x72 with reserve
OP100.19/4	Wired module GSM 4 inputs/4 outputs
OP100.09/2	Wired lithium battery 3,7Vdc 600mAh
OP331.230	Wired LEVEL 230Vac control relay
OP100.01	3 level probes kit
OP100.17/024	Wired 24Vac relay complete with socket
OP210.01	Wired very low voltage input for motor klixon
OP200.01	Alarm output 24Vac and pure contact
OP100.13/1	Wired siren shut-off button
OP100.13/1/24	Wired siren 24Vac/dc
OP100.13/2/24L	Wired flashing Led lamp 24Vac
SS100.01	Visual and acoustic alarm indicator (BASIC ALARM VA 024) see page 20
SS101.01	Visual and acoustic alarm indicator with buffer battery (TOP ALARM VAB 230) see page 19

For more optionals see page 126

STANDARD CONTROL PANEL

CONTROL PANEL WITH OPTIONAL: **OP331.230**

CONTROL PANEL WITH OPTIONAL: **OP200.01**



COMPONENTS KEY

- Float switch for clean water
- Float switch for sewage
- Level probes

The addition of some optionals can imply changes on the size of the control panel. For further details please contact our technical/commercial department.